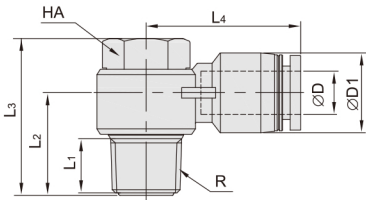


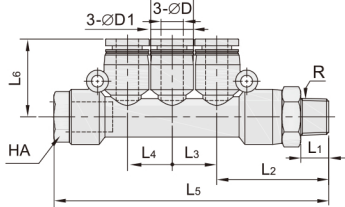
DCB21-CPH  
外六角接头



CPH 外六角接头

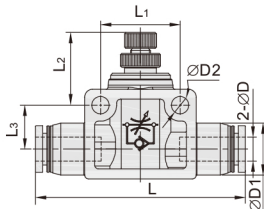
型号	ΦD	R	L <sub>1</sub>	L <sub>2</sub>	L <sub>3</sub>	L <sub>4</sub>	ΦD1	HA	型号	ΦD	R	L <sub>1</sub>	L <sub>2</sub>	L <sub>3</sub>	L <sub>4</sub>	ΦD1	HA
DCB21-CPH04-M5		M5	3.5	10.7	17.3	20.5		8	DCB21-CPH08-03	8	R3/8	10.5	19	31.9	29.8	15	19
DCB21-CPH04-01	4	R1/8	7.5	15	23	23.5	11.5	12	DCB21-CPH08-04	8	R1/2	13.5	24	38.6	32.5	15	24
DCB21-CPH04-02	4	R1/4	9.5	16.8	26.3	25.5		14	DCB21-CPH10-01	10	R1/4	7.5	18	23	30.5	19	12
DCB21-CPH06-M5		M5	3.5	11.7	17.3	22		8	DCB21-CPH10-02	10	R1/8	9.5	19.5	26.3	32.6	19	14
DCB21-CPH06-01	6	R1/8	7.5	15	23	23.5		12	DCB21-CPH10-03	10	R3/8	10.5	21	31.9	33	19	19
DCB21-CPH06-02	6	R1/4	9.5	16.2	26.3	25.4	13.5	14	DCB21-CPH10-04	10	R1/2	13.5	24.2	38.6	36	19	24
DCB21-CPH06-03	6	R3/8	10.5	19	31.9	29.5		19	DCB21-CPH12-02	12	R1/4	9.5	20.8	26.3	33.5	21.5	14
DCB21-CPH08-01	8	R1/8	7.5	15.7	23	26.5	15	12	DCB21-CPH12-03	12	R3/8	10.5	22.2	31.9	35.5	21.5	19
DCB21-CPH08-02	8	R1/4	9.5	17.5	26.3	28.9	15	14	DCB21-CPH12-04	12	R1/2	13.5	25.5	38.6	36.5	21.5	24

DCB22-CPHT(3) 串联直角(3)



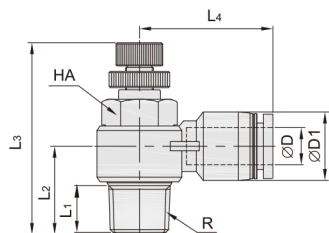
型号	ΦD	R	L <sub>1</sub>	L <sub>2</sub>	L <sub>3</sub>	L <sub>4</sub>	L <sub>5</sub>	ΦD1	HA
DCB22-CPHT04-01(3)	4	R1/8	7.5	14		38	23.5	11.5	12
DCB22-CPHT04-02(3)	4	R1/4	9.5	16.5		41.5	25.5		14
DCB22-CPHT06-01(3)	6	R1/8	7.5	14	15	38	23.5		12
DCB22-CPHT06-02(3)	6	R1/4	9.5	16.5		41.5	25.4	13.5	14
DCB22-CPHT06-03(3)	6	R3/8	10.5	18.5	15.7	49.5	29.5		19
DCB22-CPHT08-01(3)	8	R1/8	7.5	14.5	15	38	26.5		12
DCB22-CPHT08-02(3)	8	R1/4	9.5	17.5		41.5	29	15	14
DCB22-CPHT08-03(3)	8	R3/8	10.5	18.5	15.7	49.5	30		19
DCB22-CPHT08-04(3)	8	R1/2	13.5	25.5	21.5	60	32.5		24
DCB22-CPHT10-01(3)	10	R1/8	7.5	18	19	44	30.5		12
DCB22-CPHT10-02(3)	10	R1/4	9.5	18.5		44.8	32.5	19	14
DCB22-CPHT10-03(3)	10	R3/8	10.5	20.5		53	33		19
DCB22-CPHT10-04(3)	10	R1/2	13.5	25.5	21.5	60	36		24
DCB22-CPHT12-02(3)	12	R1/4	9.5	18.5		44.8	33.5		14
DCB22-CPHT12-03(3)	12	R3/8	10.5	22		53	35.5	21.5	19
DCB22-CPHT12-04(3)	12	R1/2	13.5	25.5		60	36.5		24

DCB31-CSU 管道阀



型号	ΦD	ΦD1	L	L <sub>2</sub>	L <sub>3</sub>	ΦD2	L <sub>1</sub>
DCB31-CSU04	4	10.5	40.5	16	6.5	3.2	14
DCB31-CSU06	6	12.5	48.7	25.5	8.5	4.3	20
DCB31-CSU08	8	14	54.4	25	9.5	4.3	22
DCB31-CSU10	10	18	64.3	29.5	10.5	4.3	26
DCB31-CSU12	12	20.6	74.6	27.5	13	4.3	32

DCB41-CSC 节流阀标准型



型号	ΦD	R	L <sub>1</sub>	L <sub>2</sub>	L <sub>3</sub>	L <sub>4</sub>	ΦD1	HA
DCB41-CSC04-M5		M5	3.2	12	32	20.5		8
DCB41-CSC04-01	4	R1/8	6.4	14	42	23.5	11.5	12
DCB41-CSC04-02	4	R1/4	10	18	48	25.5		14
DCB41-CSC06-M5		M5	3.2	12	32	22		8
DCB41-CSC06-01	6	R1/8	6.4	14	42	23.5		12
DCB41-CSC06-02	6	R1/4	10	18	48	25.4	13.5	14
DCB41-CSC06-03	6	R3/8	11.4	20.5	53	29.5		19
DCB41-CSC06-04	6	R1/2	14	25.5	61	32.5		24
DCB41-CSC08-M5		M5	3.2	13	32	25		8
DCB41-CSC08-01	8	R1/8	6.4	14.5	42	26.5		12
DCB41-CSC08-02	8	R1/4	10	19	48	28.9	15	14
DCB41-CSC08-03	8	R3/8	11.4	20.5	53	29.8		19
DCB41-CSC08-04	8	R1/2	14	25.5	61	32.5		24
DCB41-CSC10-01	10	R1/8	6.4	17.5	42	30.3		12
DCB41-CSC10-02	10	R1/4	10	20	48	32.6	19	14
DCB41-CSC10-03	10	R3/8	11.4	22.5	53	33		19
DCB41-CSC10-04	10	R1/2	14	25.5	61	36		24
DCB41-CSC12-01	12	R1/8	6.4	18.5	42	31		12
DCB41-CSC12-02	12	R1/4	10	20	48	33.5	21.5	14
DCB41-CSC12-03	12	R3/8	11.4	24	53	35.5		19
DCB41-CSC12-04	12	R1/2	14	30	61	36.5		24

