

输入/输出端子台-MTM080 ◀ 8位



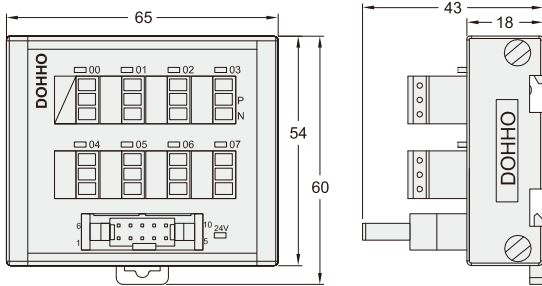
MTM080
MTM080-P



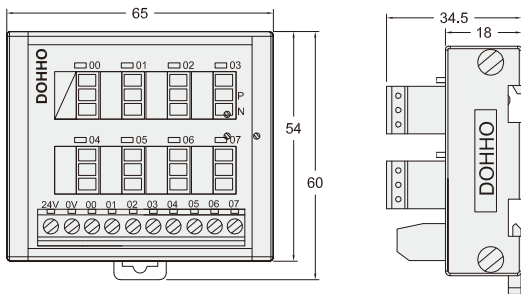
MTM081
MTM081-P

外形图

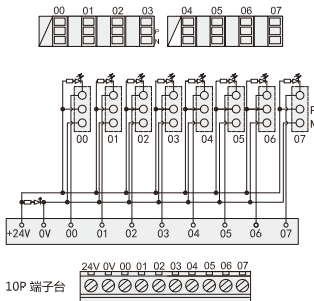
MTM080/MTM080-P



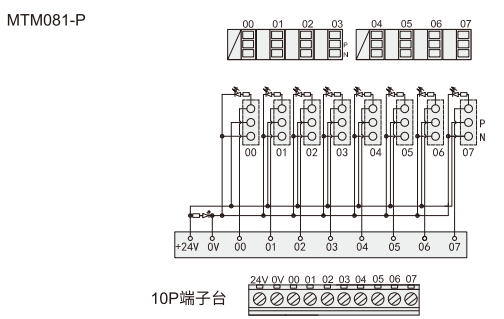
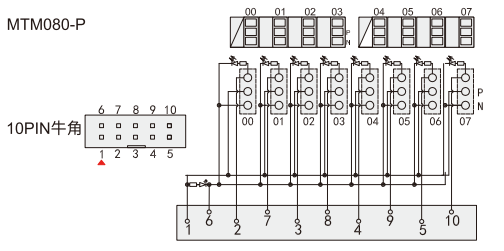
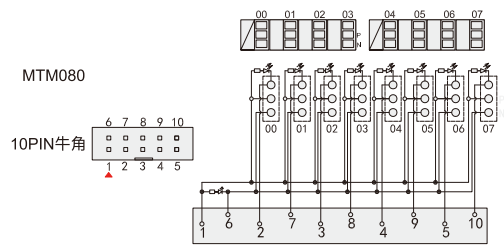
MTM081/MTM081-P



MTM081



额定值/性能				
额定电流	1A			
额定电压	DC24V			
适合电线	1.5mm ² /AWG16以下			
系列码	端子台	适用PLC品牌	适用PLC型号	适用电电缆线
JDZE01	MTM080 MTM080-P	Panasonic	FPO-C16T/C16CT(IN) FPO-C16P/C16CP(IN) FPO-C32T/C32CT/T32CT(IN) FPO-C32P/C32CP/T32CP(IN) FPO-E16T/P(IN) FPO-E32T/P(IN) FPO-E8X FPO-E16X FPΣ-C28(IN) PPΣ-C32(IN)	DX216-1 DX222-1 DX221-1 DX221-1 DX221-1 DX222-3 DX223-1 DX227-1 DX225-1 DX225-2
DZE02	MTM081 MTM081-P	/	/	/



断端子台
14



请按图示订货

JDZE01-MTM080

型号

代码 端子台型号

JDZE01 MTM080



交期Delivery

5天 发货

○本产品发货时间不含周日

www.vipdo.cn 400-098-1117 工厂自动化零件一站式采购平台

汇集国内外知名品牌, 让采购更便捷, 让设计更高效!